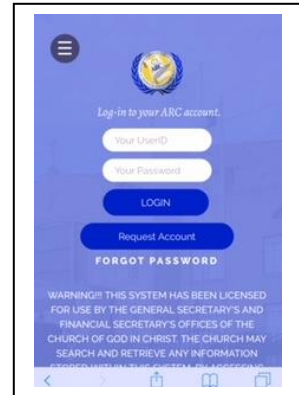



## Directions to ARC

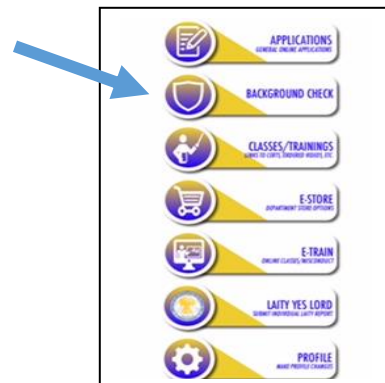
1. Go to [www.cogicarc.com](http://www.cogicarc.com)  
This is the login page.
2. Enter a valid Email address and Password  
Password must be 8-12 Digits 1 capital letter  
and at least 1 numerical digit



3. This will take you to your Dashboard



4. Click on the tab for Background Check.



5. Chose the general background check.

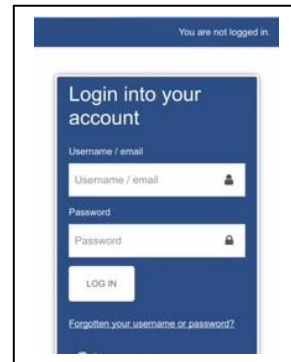


6. Follow the guidelines and complete the background check. You will need a credit card to submit a payment.

7. Sexual Misconduct: Click on E-TRAIN tab.



8. You will be prompted to re-enter your Username and password.



9. Click on the sexual misconduct shield.  
10. Follow the instructions

